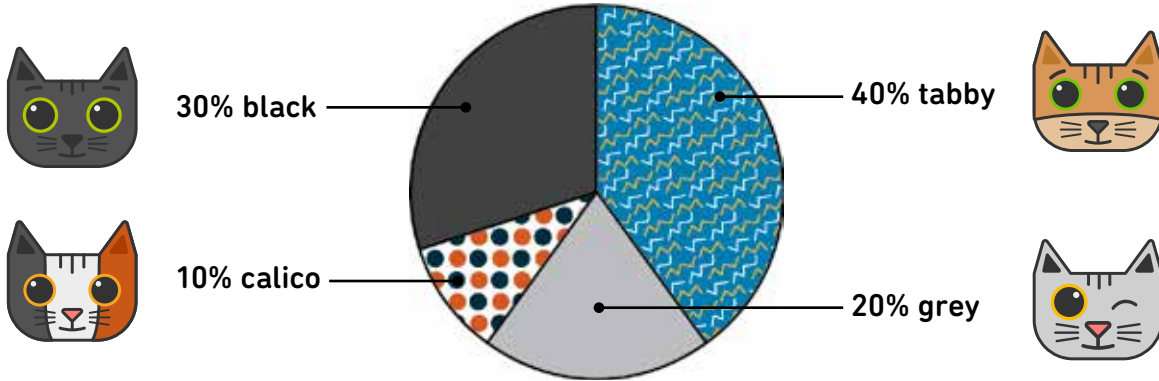


Fun feline pie charts


COAT COLORS OF MOLLY'S KITTENS




A. Answer the following questions:

1. Most of Molly's kittens have which coat color? _____
2. Which coat color do the fewest kittens have? _____
3. Which coat color do more kittens have: calico or grey? _____
4. What percentage of Molly's kittens are black and grey? _____


B. Make a pie chart for each statement:



Molly had 5 white kittens and 5 black kittens.



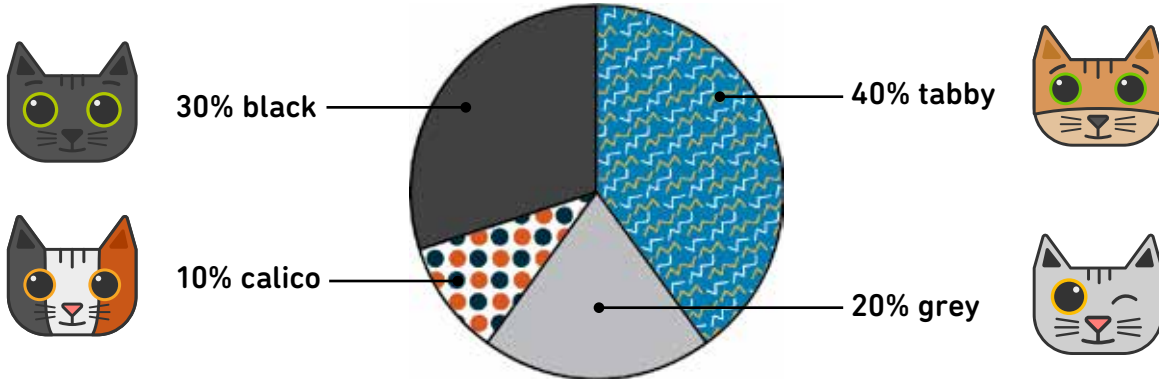
Molly had 6 tabby kittens.



Molly had 1 grey kitten, 1 calico kitten, 1 tabby kitten, and 1 white kitten.

Fun feline pie charts


COAT COLORS OF MOLLY'S KITTENS



A. Answer the following questions:


1. Most of Molly's kittens have which coat color? Tabby
2. Which coat color do the fewest kittens have? Calico
3. Which coat color do more kittens have: calico or grey? Grey
4. What percentage of Molly's kittens are black and grey? 50%

B. Make a pie chart for each statement:



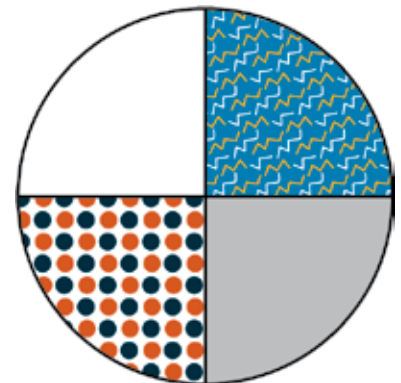
Molly had 5 white kittens and 5 black kittens.

Note: could also be divided into 10 pieces and shade in 5 black.



Molly had 6 tabby kittens.

Note: could write in "tabby" in all 6 pieces.



Molly had 1 grey kitten, 1 calico kitten, 1 tabby kitten, and 1 white kitten.